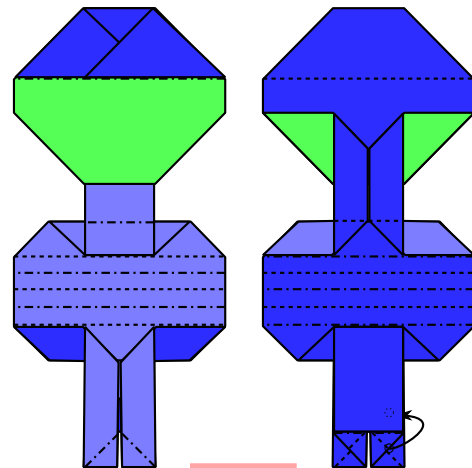
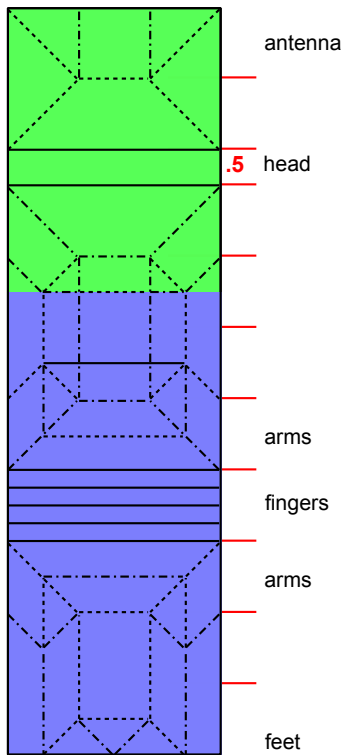


Little Green Alien

Model & Diagram
Jens Kober, 2011

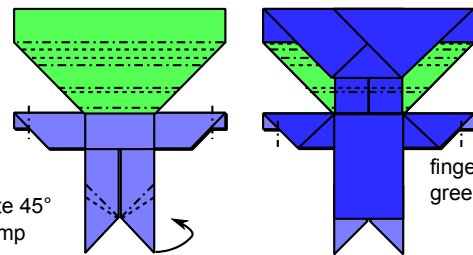
use a 17x3 paper, front green, back blue
fold the bottom part up to get a 10.5x3 rectangel as indicated below



pleats for eyes
and mouth

feet: rotate 45°
with a crimp

fingers: reveal hidden
green paper



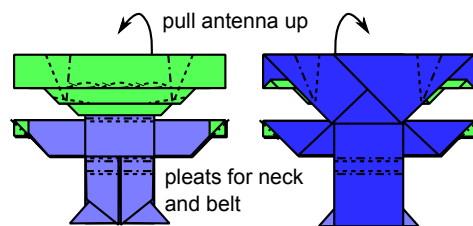
shape mouth
and eyes

separate fingers
by reverse folds

pull antenna up

pleats for neck
and belt

pleats for ears



shape ears and antenna (and everything else)

